

MASTER PLAN
JULY 15, 2015

- 1 Memorial Grove - see enlargement plan and perspective
- 2 Covered Arena - 90'x180' - see enlargement plan and perspectives
- 3 Expanded trailer parking- gravel surface at parking spaces
- 4 Vegetative screening areas
- 5 New horse paddocks- 20'x40'
- 6 Wayfinding signage directing client to new main entry
- 7 New automobile parking
- 8 Existing automobile parking
- 9 Existing gazebo
- 10 Existing gravel drive to extend to garden
- 11 Client entry to farrier
- 12 Research building expansion
- 13 New light pole
- 14 Existing picnic bench to remain
- 15 Improved main entrance
- 16 Temporary trailer parking or automotive parking
- 17 Remodelling of client reception and office spaces
- 18 Remodelling of Fout Barn for therapeutic podiatry
- 19 Neurology stall
- 20 3-D imaging for standing horse




MEMORIAL GROVE CONCEPT
 JULY 15, 2015



- 1 32'x32' resting area with grasscrete permeable pavers
- 2 10' wide access drive
- 3 2' evergreen hedge
- 4 5' flowering shrub mass with winter interest
- 5 20' flowering trees with winter interest
- 6 Existing evergreen tree screen







OPEN ARENA OPTION AERIAL VIEW



ENCLOSED ARENA OPTION AERIAL VIEW



OPEN ARENA OPTION GROUND LEVEL VIEW



ENCLOSED ARENA OPTION GROUND LEVEL VIEW